


# God Speaks to His Children

## The ACN Child's Bible Project

**GOD SPEAKS TO HIS CHILDREN**

**THE ACN CHILD'S BIBLE PROJECT**

**GOD SPEAKS TO HIS CHILDREN**  
Texts from the Bible

 Aid to the  
Church in Need  
ACN UNITED KINGDOM



ACNUK.ORG

### *Week One (Chapters 1–5)*

 Aid to the  
Church in Need  
ACN UNITED KINGDOM

A registered charity in England and Wales (1097984) and Scotland (SC040748);  
a Company Limited by Guarantee registered in England and Wales Company Number 4747666

# GOD SPEAKS TO HIS CHILDREN

## The ACN Child's Bible Project




We hope you and your families, teachers and classmates enjoy using these resources as much as we have enjoyed putting them together. They are especially for you, from all of us at ACN!

**Welcome to this week's workbook for the ACN Child's Bible Project!**

**Before you get started on an activity, you'll need to watch the reading and reflection videos that go with it.**

**These activities are designed to help you understand a bit more about this week's chapters and to make sure that you have fun at the same time.**

**Are you ready? Let's see what you can do...or make...or draw...or sing...or play...or feel...or figure out!**



### **Note to parents, teachers and carers:**

There are 99 chapters in the ACN Child's Bible; videos of each one being read aloud along with a brief reflection will be made available each weekday from Easter Monday (13 April) 2020. While some older children may enjoy using these resources on their own, for maximum benefit and enjoyment we recommend working through each chapter together one day at a time.

All of the corresponding prayers and activities have been carefully designed to reinforce the content of each chapter and to help children engage with the stories in a fun and creative way. We've made every effort to keep things simple with clear instructions and materials that should be readily available in your home or classroom.

You can find the links to this week's chapters on the ACN Schools social media platforms (listed on the back page of this workbook or by visiting Aid to the Church in Need's YouTube Channel (<https://www.youtube.com/user/AidtotheChurchinNeed>)).



For more information about *God Speaks to his Children*, the ACN Child's Bible, or to contact the ACN Schools Teams, please see the back page of this booklet.

# GOD SPEAKS TO HIS CHILDREN

## The ACN Child's Bible Project



### Chapter 1:

Today's chapter from the Child's Bible tells the story of the Creation. God worked hard for six days, and then rested on the seventh day. Here are some instructions for making a Story Cube. It has six sides (one for each day in the story) and when it's finished you can use it to tell someone else the story of the Creation.

Watch the video here > <https://www.youtube.com/watch?v=0qAICGNH IE&t=5s>

Watch the reflection here > <https://www.youtube.com/watch?v=zIsEN8Sla90&t=12s>



### You'll need:

One small box (a cube is best, but anything without sides or ends that are too small will do)

Some coloured paper

Coloured pens or crayons

Some PVA glue or a glue stick

A pair of scissors (not too sharp if you are using them on your own!)



### Here's how to make your Story Cube:

1. First you'll need to number each side of your box—there will be six sides in total (four sides and two ends). It's fine if your box has writing on it—you're going to be covering that up with your pictures later on!





# GOD SPEAKS TO HIS CHILDREN

## The ACN Child's Bible Project



2. Now you need to trace each numbered side of the box on to some paper (white or coloured). Cut out and number each piece of paper.

3. It's time to go back to the video and listen to the story again. Make a list of what God created on each day. You have one numbered piece of paper for each day, so you can decorate each one to tell the story of one day's work. You can draw, paint, stick on coloured paper—whatever you like. Repeat this for each day of the story. Our photo shows the first three days of Creation on our Story Cube.
4. When you've finished all six days, carefully glue each picture you've made on to the box; match up the picture with the same number on the box

**You're done—great job! Now you can use your Story Cube to share the Creation Story with other people in your family. After that, remember what God did when he was finished?  
On the seventh day, he rested. So should you!**

### *Prayer for today:*

*God, thank you for creating me, and for making our world with so many beautiful things in it for us to enjoy. Help us to look after everything you have trusted us with. Let me learn as much as I can about you so that I know you better.*





# GOD SPEAKS TO HIS CHILDREN

## The ACN Child's Bible Project



### Chapter 2:

Today's chapter from the Child's Bible talks about how God created Adam and Eve and about the Garden of Eden. Today's activity will teach you how to make beautiful flowers—an essential part of any garden! You can make them from some surprising things that you can easily find in your house or classroom.

Watch the video here > <https://www.youtube.com/watch?v=X5HytdYIWOQ&t=1s>



### You'll need:

Some 'soft' paper (you can use tissue paper, tissues, serviettes or even kitchen roll!)

A short piece of wool or string

A pair of scissors (not too sharp if you are using them on your own!)

### Here's how to make your own beautiful paper flowers:

1. First you'll need to cut out some rectangles of paper; anything between four and eight will do. Try to make them as close to the same size as you can. Just cutting two or three pieces of kitchen roll or serviettes in half will be perfect. You can leave your flower white if you like—or you can decorate your kitchen roll or white serviettes with felt tip pens.



# GOD SPEAKS TO HIS CHILDREN

## The ACN Child's Bible Project



2. Next you need to stack your pieces up. With one of the short sides facing you, fold them up like an accordion (you'll need to keep turning the stack over as you do this.) You should end up with the stack looking like the tissue paper in the photo.



3. Now you need to tie the centre of your accordion together with some string or yarn (or you could ask a grown up to staple it for you). You'll see that, once you've tied up the centre, the accordion will begin to open out into a circle.

4. And now for the fun part! Begin gently to pull the top layer towards the tied centre; do this on both sides before you start to pull up the next layer.





# GOD SPEAKS TO HIS CHILDREN

## The ACN Child's Bible Project



5. Keep doing this all the way to the bottom layer. Don't worry if you've torn anything a little (you can usually just tape it back together—but this is why you need to be very gentle!)



**Make as many flowers as you want—they make great gifts for people and you can keep them around your house to remind you of Chapter 2 and the Garden of Eden!**  
**Great work!**

*Prayer for today:*



*Thank you, God, for the gift of love and friendship. Thank you for providing us with everything we need, especially the gift of loving relationships. Thank you for my parents and all the people who look after me.*



# GOD SPEAKS TO HIS CHILDREN

## The ACN Child's Bible Project



### **Chapter 3:**

Today's chapter from the Child's Bible talks about how Adam and Eve betrayed the trust of God and lost their place in Paradise in the Garden of Eden. You can watch today's video here > <https://youtu.be/rZYDh8rWr60>

And the reflection here > <https://youtu.be/aenhNTr0r14>

Today's activity is all about learning to trust. Sometimes we don't understand why we need to do something or do things a certain way. Sometimes we might not want to do what our parents, guardians or teachers are telling us to do, but we need to know that those taking care of us only want the best for us. That includes God, too!

### **Today's Activity:**

- You will need at least 2 people to take part in this activity, so adults may need to get involved, too!
- One person will be blindfolded—you can use whatever you have lying around which would work as an eye cover.
- The other person will create a simple and safe obstacle course—set it out however you would like, but make sure to take care to look after yourself and all those participating.
- The person who is blindfolded needs to make their way around the obstacle course, guided by the other person's voice. If the guide gives the instruction to 'STOP', then the blindfolded person needs to stop immediately.
- The person who is blindfolded needs to concentrate to make sure they hear all of the instructions from their guide.
- If there are more than 2 people in your family, then you can take it in turns to practice the different roles. You can also experiment with different obstacle courses—always be aware of everyone's safety whilst taking part in this activity.



### ***Prayer for today:***

*Lord, sometimes we do things we shouldn't do, and we make things difficult for others.  
Help us to remember that you want what is best for us. Help us to do what is right  
even if it is difficult.*

# GOD SPEAKS TO HIS CHILDREN

## The ACN Child's Bible Project



### **Chapter 4:**

Today's chapter from the Child's Bible talks about the children of Adam and Eve: two sons called Cain and Abel. You can watch the reading here > <https://www.youtube.com/watch?v=qHBY5bOT16k&t=9s>

And the reflection here > <https://www.youtube.com/watch?v=GNtw3zIVu3E>

**What has the story of Cain and Abel taught you about how you should deal with feelings of jealousy?**

**Can you remember a time when you thought you did something really well, but someone else was praised instead? How did you feel? What did you do about it?**

**Feelings of jealousy or envy are difficult emotions, but they are something that everybody experiences at some point.**

**When we have a cut or a graze, we go to our First Aid Kit to put a plaster on our wound and help heal it. We can do the same with difficult emotions like jealousy.**

**The best way to heal feelings of jealousy is to think about the things that you are grateful for. This isn't always easy, so we're going to teach you how to make your own Jealousy First Aid Kit to help you!**

### **You'll Need:**

- A small box or container. Anything smaller than a shoe box will do fine.
- Craft supplies if you want to decorate the outside of your box
  - Paper, cut into small slips
  - A pen

### **Here's how to make your own Jealousy Toolkit!**

**1. Think about all the good things in your life. What about where you live? Your family, your friends? Your education? Food, drink? Your hobbies? Favourite memories? People who help or inspire you?**

**2. Write each thing you are grateful for on a separate piece of paper and fold the papers up separately and put them into your box.**



ACN

# GOD SPEAKS TO HIS CHILDREN

## The ACN Child's Bible Project



3. Each time you are thankful for something new, you can write it on a piece of paper and add it to the box.

4. This becomes your Jealousy First Aid Kit.

5. Decorate the outside of it. Maybe you want to cover it with photos of things that you are grateful for?

6. Any time you experience difficult feelings of jealousy or envy you can take your First Aid Kit out and read through each of the things you are grateful for. This will remind you that we all have different strengths and weaknesses, and good things happen to all of us, but at different times.

7. Another great thing to put in your First Aid Kit is kindness. When we feel jealous, it stops us from being kind to one another.

The best way to combat this is to do something for someone else. What can you put in your tool kit that will inspire you to be kind? Here are some ideas:

- Letter writing stationery. Whom can you cheer up with a letter?
- A prayer card to remind you to pray for someone
- A photo of a friend or family whom you could call

Your Jealousy First Aid Kit can look exactly how you would like it to look, but remember to keep adding things to it so it fills up nicely!



***Prayer for today:***

***Envy can cause people to do terrible things. Lord, when I am jealous, help me to remember that you love us all equally, and that I can be grateful for all the blessings I have in my life.***



# GOD SPEAKS TO HIS CHILDREN

## The ACN Child's Bible Project




### Chapter 5:

Today's chapter from the Child's Bible tells the story of Noah and his ark. We learn about what happened in the world leading up to Noah gathering his family and the animals into the ark that he built. At the end of the chapter, God set a rainbow in the sky as a sign of the connection between God and the earth. You can watch today's video here > <https://youtu.be/hFL50U6slyQ>

Today's activity looks a little closer at that rainbow! When Noah and his family had been on the ark for 40 days, God sent them this rainbow as a sign of hope for them and for the world. This time had also taught Noah and his family to trust in the Lord, even when other people may have thought he was wrong.

Your challenge will be to create your own rainbow picture to hang in your window. It may look a little something like this:



You may want to use paints, crayons, pencil crayons or felt tips.

Get creative using tissue paper, glitter, or whatever else you can find!

If you want to invent your own design, then feel free to use your creativity to make something great. On the next page, there is a template to use if you wish.

To finish off, add a scripture quote to your rainbow, so that as well as inspiring people with a hopeful picture, you can inspire them with a quote from the Bible. There is an example on the template, but you can use any quote which makes you feel hopeful.

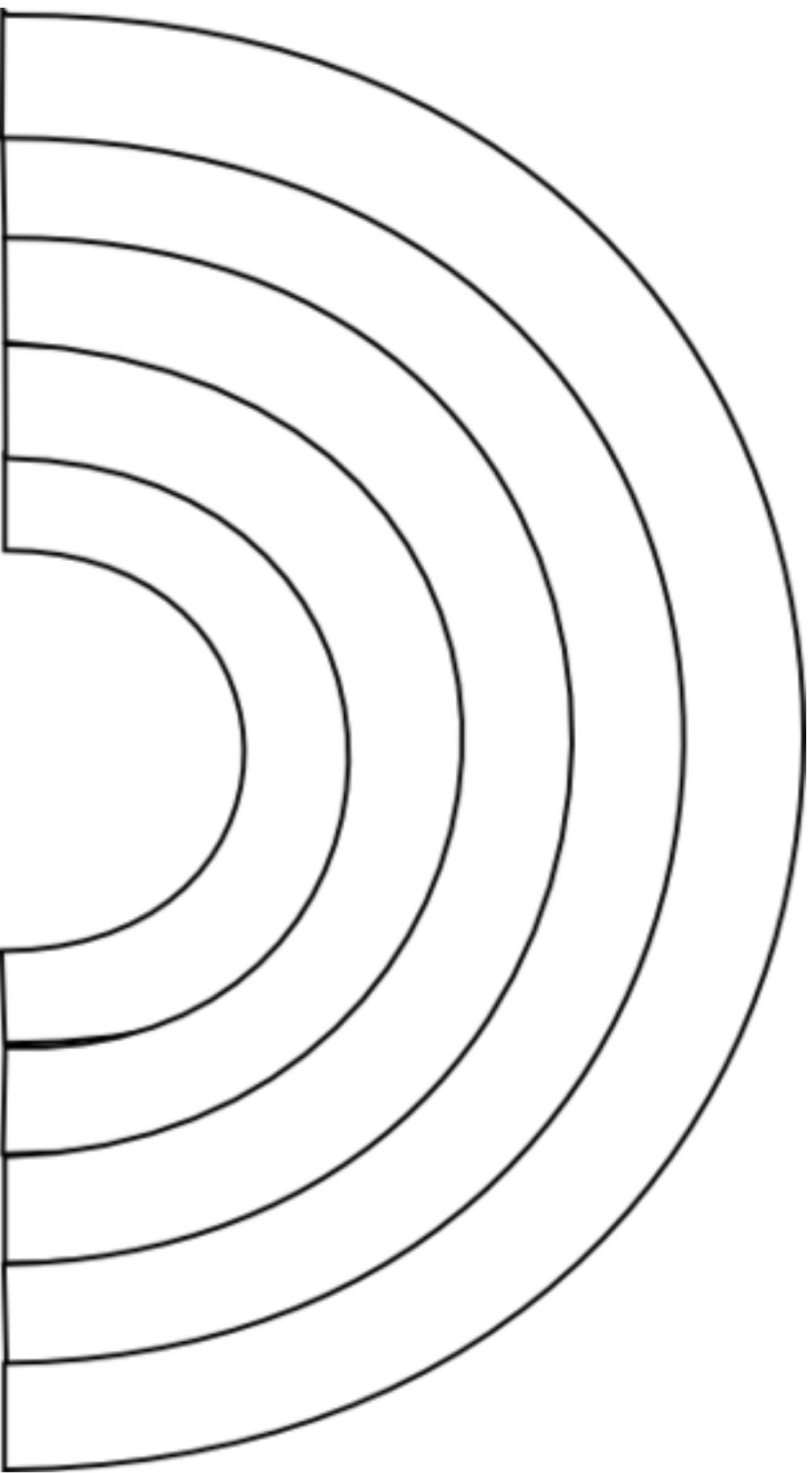


### Prayer for today:

*God, thank you for the promise you have made with us. We know that we can trust you no matter how difficult life is; you will always care for us with your tender love.*

***"I will place my rainbow in the clouds to be a sign of  
my promise to the earth"***

**Genesis 9:13**



**GOD SPEAKS TO HIS CHILDREN**

**The ACN Child's Bible Project**



# GOD SPEAKS TO HIS CHILDREN

## The ACN Child's Bible Project



The ACN Child's Bible project introduces children in the UK to the little red book that has played such an important part in the lives of so many children around the world.



*God Speaks to his Children*, the ACN Child's Bible, is sometimes the only book a child will ever own. It has been used since its release in 1979 to teach children about their Christian faith and to provide an invaluable literacy tool as well!. To date, over 51 million copies in 190 languages have gone out around the world. The edition in Spanish is the most popular (around 14 million copies printed), with Portuguese not far behind (10.3 million). English (2.5 million), French (1.2 million) and Swahili (950,000) are the next most popular languages.

From the very beginning, ACN has distributed *God Speaks to his Children* to struggling Christian communities free of charge. For every copy sold in the UK, 3 more copies will be sent out to children elsewhere for free.

If you'd like to purchase one or more copies of the ACN Child's Bible for use at home, in church or at school (and help to send out many more copies to children elsewhere who will receive them because of your kindness), you can visit our website ([www.acnuk.org/shop/](http://www.acnuk.org/shop/)) or ring our Trading order line (0345 241 6068). Discounts may be available on larger orders for parishes or schools; please contact our Schools Team to find out more.

We hope you enjoy using these resources as much as we've enjoyed assembling them for you! We'd like to thank all those who offered their time and skills to read chapters, produce reflections, write prayers and assemble activities. We value your feedback, so please let us know how you've used these resources by posting on social media with the hashtag #ACNAtHome. Thank you!

### Contact details for the National office:

Tel: 020 8661 5154

Email: [schools@acnuk.org](mailto:schools@acnuk.org)

Facebook: @acnuk

Twitter: @acn\_uk

Instagram: [aidtothechurchinneed\\_uk](https://www.instagram.com/aidtothechurchinneed_uk)

### Contact details for the Scottish office:

Tel: 01698 337 470

Email: [acn.scotland.office@acnuk.org](mailto:acn.scotland.office@acnuk.org)

Facebook: @acn.scotland.office

Twitter: @ACN\_Scotland

### Contact details for the North West office:

Tel: 01524 388 739

Email: [nw.office@acnuk.org](mailto:nw.office@acnuk.org)

Facebook: @acnuk.northwest

Twitter: @ACNUK\_NW

Instagram: [acnuknw](https://www.instagram.com/acnuknw)



ACN

Aid to the Church in Need is a Pontifical Foundation of the Catholic Church and a registered charity in England and Wales (1097984) and in Scotland (SC040748);

A Company Limited by Guarantee registered in England & Wales company number 4747666