


God Speaks to His Children

The ACN Child's Bible Project

GOD SPEAKS TO HIS CHILDREN

THE ACN CHILD'S BIBLE PROJECT

GOD SPEAKS TO HIS CHILDREN
Texts from the Bible

 Aid to the
Church in Need
ACN UNITED KINGDOM



ACNUK.ORG

Week 2 (Chapters 6-10)

 Aid to the
Church in Need
ACN UNITED KINGDOM

A registered charity in England and Wales (1097984) and Scotland (SC040748);
a Company Limited by Guarantee registered in England and Wales Company Number 4747666

GOD SPEAKS TO HIS CHILDREN

The ACN Child's Bible Project



We hope you and your families, teachers and classmates enjoy using these resources as much as we have enjoyed putting them together. They are especially for you, from all of us at ACN!

Welcome to this week's workbook for the ACN Child's Bible Project!

Before you get started on an activity, you'll need to watch the reading and reflection videos that go with it.

These activities are designed to help you understand a bit more about this week's chapters and to make sure that you have fun at the same time.

Are you ready? Let's see what you can do...or make...or draw...or sing...or play...or feel...or figure out!

Note to parents, teachers and carers:

There are 99 chapters in the ACN Child's Bible; videos of each one being read aloud along with a brief reflection will be made available each weekday from Easter Monday (13 April) 2020. While some older children may enjoy using these resources on their own, for maximum benefit and enjoyment we recommend working through each chapter together one day at a time.

All of the corresponding prayers and activities have been carefully designed to reinforce the content of each chapter and to help children engage with the stories in a fun and creative way. We've made every effort to keep things simple with clear instructions and materials that should be readily available in your home or classroom.

You can find the links to this week's chapters on the ACN Schools social media platforms (listed on the back page of this workbook or by visiting Aid to the Church in Need's YouTube Channel (<https://www.youtube.com/user/AidtotheChurchinNeed>)).



For more information about *God Speaks to his Children*, the ACN Child's Bible, or to contact the ACN Schools Teams, please see the back page of this booklet.



GOD SPEAKS TO HIS CHILDREN

The ACN Child's Bible Project



Chapter 6:

In today's chapter, we begin the story of Abraham. At the end of the chapter, we learn that Abraham built three altars to honour God. Watch the video here > <https://www.youtube.com/watch?v=NWtXQNUaHfA&t=3s>

Today, we are going to learn how to make our own altar at home!



1. Watch the video where Clara describes the altar that she and her family have made: <https://youtu.be/EwN6-btykDs>
2. Gather together some of the holy items which you have at home. If you don't have any of your own at home, then you can use your creativity to make/draw some items/pictures. If you have a candle or two, these can also be added. When we light a candle, even that action can be part of our prayer. (Remember to ask an adult to help if you want to light a candle.)
3. Create your altar! It's really that simple. Place the items on a clear space of some kind. Bridget's altar (pictured above) is on top of her fireplace, but you can place it wherever you have some room.
4. Now you can come to your altar whenever you want to say a prayer. Obviously, we can pray wherever we may be, but having these things to concentrate on can make it a little easier to focus on our prayer time.



Prayer for today: Lord, you have chosen a vocation for my life; a special task that you have not given to anyone else. Help me to be courageous in discovering my life's purpose. Like Abraham, may I trust in your plan for me.

GOD SPEAKS TO HIS CHILDREN

The ACN Child's Bible Project



Chapter 7:

In today's chapter, we continue the story of Abraham. God told Abraham not to be afraid. Today, we are going to create something so that we can spread that message!

Watch the video here > <https://www.youtube.com/watch?v=2iY1zNKzryA>



Scribes were responsible for copying out ancient texts onto the scrolls that made up the Old Testament books. Their work was a prayer and was painstakingly precise. Every letter had to be measured, counted and checked to make sure it was accurate.



For today's activity:

Take some time, maybe with some relaxing or religious music, and make a scribe-like poster of the words: "DO NOT BE AFRAID."

You can pray as you do this, just as the scribes did. Follow the instructions on the next page to create your scroll.



Prayer for today: Sometimes life seems hard, and what we need feels impossible. Help me God, to remember that nothing is impossible for you.

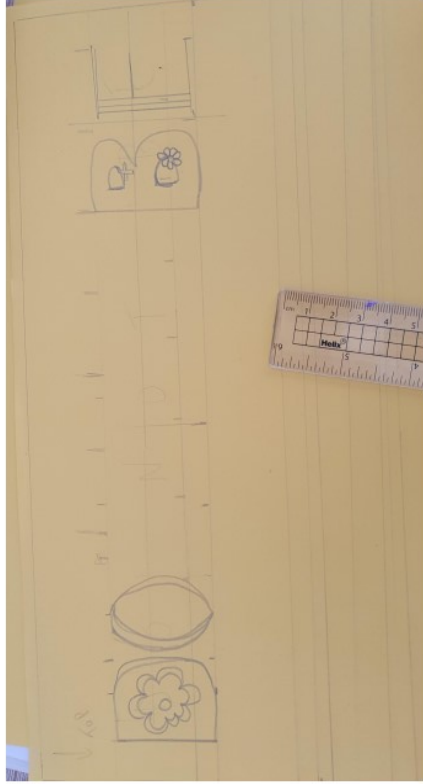
DESIGNING YOUR POSTER

GOD SPEAKS TO HIS CHILDREN The ACN Child's Bible Project



1. DIVIDE UP YOUR PAGE

Make sure you use a ruler! Decide how big you want your letters to be and make faint pencil lines.



2. CHOOSE YOUR FONT

Look online for nice fonts and copy it in pencil, using your ruler lines as a guide. You might want to use a combination of more than one font style.



3. COLOUR

Use a few colours or go crazy and use lots of different colours and styles!



4. PUT ON YOUR WINDOW

You might want to add a bible reference too.



ACN

GOD SPEAKS TO HIS CHILDREN

The ACN Child's Bible Project



Chapter 8:

In today's chapter we learn that God kept his promise to Abraham and Sarah. He sent them a son, Isaac. Families are very important to all of us, but God asked Abraham to make a huge sacrifice by giving up his son.

Watch the video here > <https://www.youtube.com/watch?v=yJ-Lc3H3Nc&t=86s>



Activity: Abraham's Family Tree

Family trees can help us remember the relationships between the people in Abraham's family. You can start to fill in Abraham's family tree today, and keep adding in names as you listen to the next few chapters.

Fill in the spaces below with the names you've learned today:

ABRAHAM and his wife _____

had one son named _____.

In tomorrow's chapter you'll learn about Abraham and Sarah's son and his sons and their sons.

You can continue their family tree after you listen to tomorrow's chapter.

Isaac and his wife _____

had two sons named _____ and _____.

One of these sons, _____ had twelve sons! They were called :

_____, _____, _____, _____,

_____, _____, _____,

_____, _____, _____,

_____ and _____.



ACN

GOD SPEAKS TO HIS CHILDREN

The ACN Child's Bible Project




Your own family is made up of all the people who are important to you. People related to you, like your parents, brothers and sisters and grandparents, will probably be there, but you might also want to include your friends, your teachers, your neighbours and anyone who looks after you and who loves you.

Draw a tree with roots, a trunk and branches. Add in outlines of apples and leaves coming off the branches. Write your name in the roots because this is your family tree.

Write the word 'family' sideways in the trunk.

Fill in the outlines of the apples and leaves with the names of people in your family. Don't forget to include your friends, your classmates and everyone who loves you.



Prayer for today: Lord, there are times when we don't understand what is happening in our lives. The story of Abraham and Isaac shows us the great sacrifice you made when you gave us your son Jesus to destroy death. Help us to trust in you even when nothing makes sense, believing that you will always bring us safely through.



ACN

GOD SPEAKS TO HIS CHILDREN

The ACN Child's Bible Project




Chapter 9:


In today's chapter we hear more about Abraham's son, Isaac. Isaac's wife Rebecca gives birth to two sons—Esau & Jacob. In the story we have just heard, Esau was a hunter. Watch the video here > <https://www.youtube.com/watch?v=z4U4nOri1Ao&t=67s>

For today's activity, you are going to take on a treasure hunt!

Here are the instructions for the leader:



INSTRUCTIONS: TREASURE HUNT



1. Find a prize for the winner of your treasure hunt. Wrap it up in old newspaper or magazine sheets.
2. Put it in a place that is difficult to find.
3. Write clues so that it can be found.
4. Start with the last clue and work backwards

SOME EXAMPLES OF CLUES:

Start this hunt with a grin, by looking under the biscuit tin

For the second place, have a look near to bookcase

This one may be hard, look carefully in the back yard

For clue number four go to the sock drawer

Here's what you must do to find the next clue (this could be an anagram of a place like dining room: IGIDNN OMOR)

Now find your way to where the post lands each day

Have a careful stare, near Mum/Dad's armchair

In the story we have just heard, Esau was a hunter.
We hope you enjoy your treasure hunt!

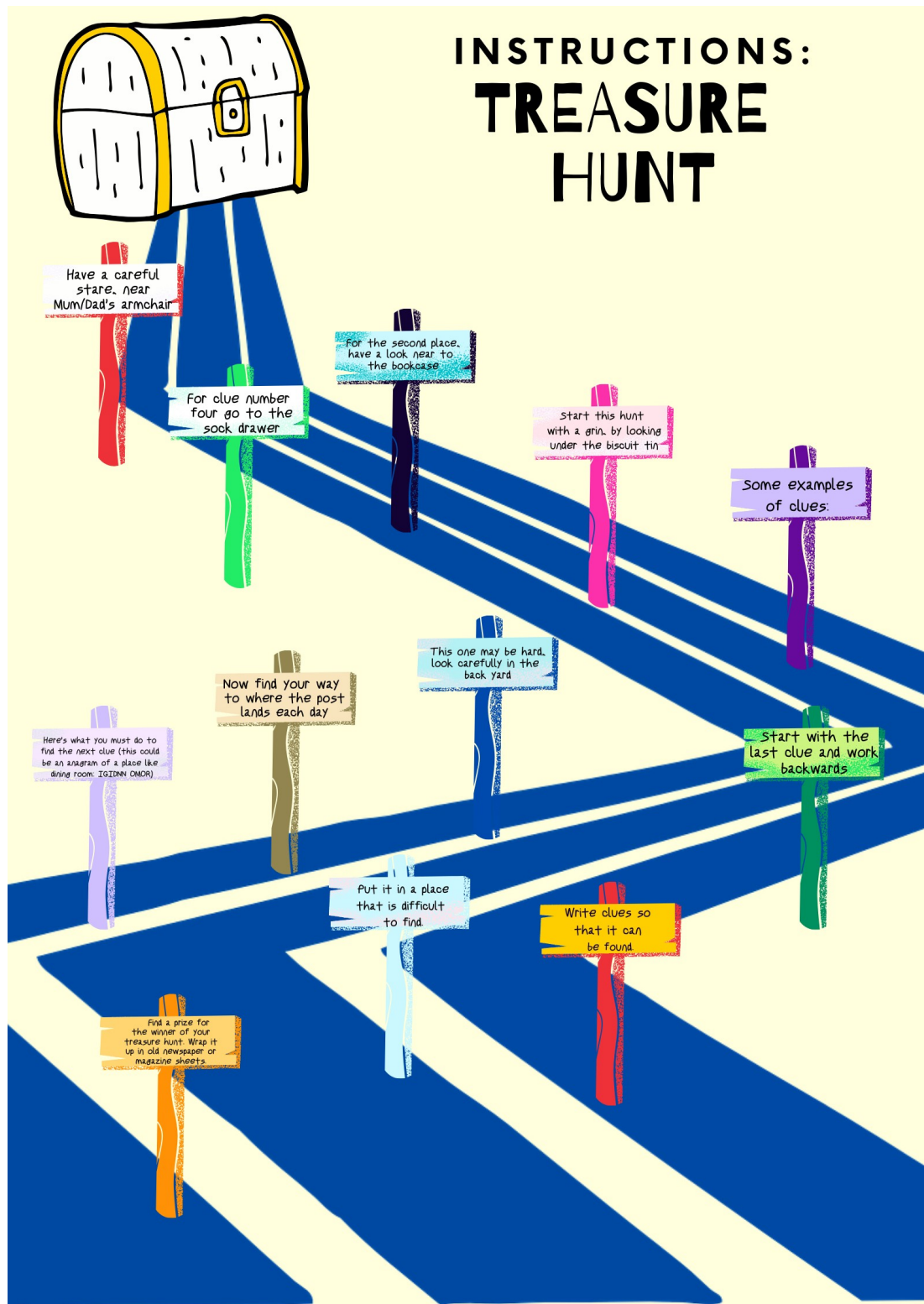


GOD SPEAKS TO HIS CHILDREN

The ACN Child's Bible Project



This is the example sheet for the treasure seekers!



Prayer for today: *The story of Jacob shows us that you continue to guide our lives even when we do not do what is right. Thank you, God, for staying faithful to us even when we make a mess of things.*

GOD SPEAKS TO HIS CHILDREN

The ACN Child's Bible Project



Chapter 10:

In today's chapter we hear about Isaac's other son—Jacob. Jacob actually went on to have 12 sons of his own! One of those son's was called Joseph, and we hear about some of what happened to Joseph in today's chapter. Watch the video here > <https://www.youtube.com/watch?v=7TDGCGbxuM0&t=50s>

For today's activity, you can spend a little bit of time filling out this word search, which has a selection of words from chapter 10. You could also try making your own word search!

The words to find are:

baker coat dreams Joseph well

U	L	H	X	P	Z	J	N	L	S
W	J	P	H	Z	J	M	C	T	M
N	W	E	I	R	H	L	C	X	G
A	E	S	S	V	I	O	A	Y	C
D	L	O	F	Y	A	T	E	N	B
L	L	J	P	T	Z	J	A	A	T
P	D	R	E	A	M	S	K	J	X
N	R	H	J	C	B	E	L	L	X
Z	A	O	K	A	R	M	K	U	D
P	N	O	M	O	G	P	G	G	M



ACN

Prayer for today: Sometimes our friends, and even our families, hurt us or betray us. God, please help us to trust that even if everyone leaves us, you will not desert us, and that you have a plan for us even when life feels tough.

GOD SPEAKS TO HIS CHILDREN

The ACN Child's Bible Project



The ACN Child's Bible project introduces children in the UK to the little red book that has played such an important part in the lives of so many children around the world.



God Speaks to his Children, the ACN Child's Bible, is sometimes the only book a child will ever own. It has been used since its release in 1979 to teach children about their Christian faith and to provide an invaluable literacy tool as well!. To date, over 51 million copies in 190 languages have gone out around the world. The edition in Spanish is the most popular (around 14 million copies printed), with Portuguese not far behind (10.3 million). English (2.5 million), French (1.2 million) and Swahili (950,000) are the next most popular languages.

From the very beginning, ACN has distributed *God Speaks to his Children* to struggling Christian communities free of charge. For every copy sold in the UK, 3 more copies will be sent out to children elsewhere for free.

If you'd like to purchase one or more copies of the ACN Child's Bible for use at home, in church or at school (and help to send out many more copies to children elsewhere who will receive them because of your kindness), you can visit our website (www.acnuk.org/shop/) or ring our Trading order line (0345 241 6068). Discounts may be available on larger orders for parishes or schools; please contact our Schools Team to find out more.

We hope you enjoy using these resources as much as we've enjoyed assembling them for you! We'd like to thank all those who offered their time and skills to read chapters, produce reflections, write prayers and assemble activities. We value your feedback, so please let us know how you've used these resources by posting on social media with the hashtag #ACNAtHome. Thank you!

Contact details for the National office:

Tel: 020 8661 5154

Email: schools@acnuk.org

Facebook: @acnuk

Twitter: @acn_uk

Instagram: [aidtothechurchinneed_uk](https://www.instagram.com/aidtothechurchinneed_uk)

Contact details for the Scottish office:

Tel: 01698 337 470

Email: acn.scotland.office@acnuk.org

Facebook: @acn.scotland.office

Twitter: @ACN_Scotland

Contact details for the North West office:

Tel: 01524 388 739

Email: nw.office@acnuk.org

Facebook: @acnuk.northwest

Twitter: @ACNUK_NW

Instagram: [acnuknw](https://www.instagram.com/acnuknw)



Aid to the Church in Need is a Pontifical Foundation of the Catholic Church and a registered charity in England and Wales (1097984) and in Scotland (SC040748);

A Company Limited by Guarantee registered in England & Wales company number 4747666