

Notes for Teachers

Who We Are:

Aid to the Church in Need is a Catholic charity which supports Christians around the world who experience any kind of persecution, oppression or pastoral need. We fund around 5,000 projects in over 140 countries, and help both Christians as well as their wider communities. You can find out more about us by visiting our website > <https://acnuk.org/about/>

Aim of activity:

Our Lunch with Lebanon activity aims to help your students understand all about a specific ACN project, and why it is needed in that area. During the activity, we encourage your students to use their skills and enthusiasm to empathise those who suffer for their faith. We share the stories of some of the people helped by ACN. Finally, we remind your students to pray for those who are suffering, and lead them in a small reflection.

Preparation for the activity:

It requires minimal preparation in your classroom; the assembly is mostly in video format, with ACN staff members leading students through the activity.

We recommend that you watch the videos through before showing to your students, as to decide if you would like to show all videos to your students.

You can decide whether to use the worksheets provided, or let your students complete the tasks on paper or in their exercise books.

The activity is laid out to ideally be completed in two parts: Slides 1-7 before lunch, and slides 8-11 after lunch. There are also approximate timings in brackets in the guide below. You can of course, complete the activity however will work best for your students.

Guide to each of the slides:

1. Opening slide = Opening slide to the activity – this can be on the screen when students come into the classroom. Briefly introduce ACN and explain to students that they will learn more about ACN during the activity, and learn about life in a different country (2 minutes).
2. Introduction = Click play, and the video will begin. ACN staff member, Clair, will explain what ACN does, who we help, why we help them/why they need help, & more! (3 minutes).
3. A focus on Lebanon = Click play, and the video will begin. ACN staff member, Bridget, will explain where Lebanon is, who lives there, what is life like there, how long has ACN been helping there, and why might people in Lebanon need help (4 minutes).
4. St John the Merciful table = Click play, and the video will begin. Clair provides a focus on a specific project in Lebanon - St John the Merciful Table. Who was St John the Merciful? Why was his name given to this project? What kind of people do they help? What do they eat? (3 minutes 30).
5. Slide 5 = Click play, and the video will begin. Get students to start thinking about what food they like. What does food mean to them? Who do they like to share their meals with? Bridget invites students to think about these questions, and we also see footage of a Lebanese family and the types of food they eat (6 minutes).

6. Slide 6 = Some time for students to reflect on the questions given on the 'What is your ideal meal?' worksheet (10-15 minutes).
7. Slide 7 = Click play, and the video will begin. Bridget introduces Archbishop Darwish, who will lead students in a grace before lunch (1 minute) [You can also use this time to pray your own school grace if you would like to].
8. Slide 8 = Welcome students back. Explain that there are just a few more things to listen to and reflect on. The next slide invites students into a prayer time – maybe take the opportunity to explain this, and remind them to be peaceful and prayerful. (1 minute)
9. Slide 9 = Click play, and the video will begin. Bridget leads students in a short prayer, followed by music from a band called Ooberfuse. Encourage students to sit quietly, watch the video or close their eyes. Listen to the lyrics. Pray quietly in their heads. Children can make the sign of the cross if they like, or just simply listen quietly (5 minutes).
10. Slide 10 = Click play, and the video will begin. Clair thanks everyone for taking part in the activities, and encourages students to think about fundraising for St John the Merciful table (2 minutes 30).
11. Slide 11 = Please thank the students for listening, and let them know that the staff from ACN thank them for listening, reflecting and praying for the people of Lebanon (1 minute).

There is an additional activity of writing a prayer for the people of Lebanon that students can complete if you wish. They could complete this in the allotted prayer time, or following on from the activity. If you would like to send some photos of the prayers and messages which your students have written, so that we can share with our project partners in Lebanon, please email them to schools@acnuk.org.

Thank you for your prayers and support for our brothers and sisters in Christ across the world.

Please keep in touch with your local office. Details are listed below.

Contact details for ACN's National Office:

Tel: 020 8661 5154
 Email: schools@acnuk.org
 Facebook: www.facebook.com/acnuk
 Twitter: @acn_uk
 Instagram: [@aidtothechurchinneed_uk](https://www.instagram.com/aidtothechurchinneed_uk)
[@aidtothechurch](https://www.instagram.com/aidtothechurch)

Contact details for ACN's North West Office:

Tel: 01524 388739
 Email: nw.office@acnuk.org
 Facebook: www.facebook.com/acnuk.northwest
 Twitter: @ACNUK_NW
 Instagram: @acnuknw


Contact details for ACN's Office in Scotland:

Tel: 01698 337 470
 Email: acn.scotland.office@acnuk.org
 Facebook: www.facebook.com/acn.scotland.office
 Twitter: @ACN_Scotland

Dear Lord. I would like to pray for the people of Lebanon...




Dear Lord. I would like to pray for the people of Lebanon...




Dear Lord. I would like to pray for the people of Lebanon...



Dear Lord. I would like to pray for the people of Lebanon...



Lunch with Lebanon



You are invited to draw/write out your favourite meal!

What would that meal be? What drink would you have with it? Would you have some dessert?

Who would you like to share that meal with? Write their names on the worksheet.

You can be as imaginative as you like!