

A C N

Our school pledge is to say:

_____ Decades of the
Rosary


"I think that if millions of children pray the Rosary,
the world will change."

-Saint Padre Pio-

Daily Decade Activity 1

On Saturday of this week we celebrate the feast day of Our Lady of Fatima, 13th May. Our Lady of Fatima is the patron of our charity and has a special place in our hearts. We thought it would be helpful to read the story of our Lady of Fatima and colour in the storyboard below.

ACN Maisy Milk Rosary for Peace



On May 13, 1917, Lucia dos Santos, a ten-year-old girl, and her cousins Francisco and Jacinta Marto (9 & 7) were herding sheep near their home in Fatima, Portugal. Lucia described seeing a woman 'brighter than the sun, shedding rays of light clearer and stronger than a crystal ball, filled with the most sparkling water and lit by burning sunlight'.



OUR LADY OF FATIMA



We then ran back to our village to tell everyone what we had seen.



It was Mary, the Mother of God, who had appeared to the children, but she didn't tell them who she was yet. She asked them to come back every month for 6 months on the thirteenth day of the month. Mary appeared again on the thirteenth day of each month, asking the children to pray and make sacrifices for sinners.


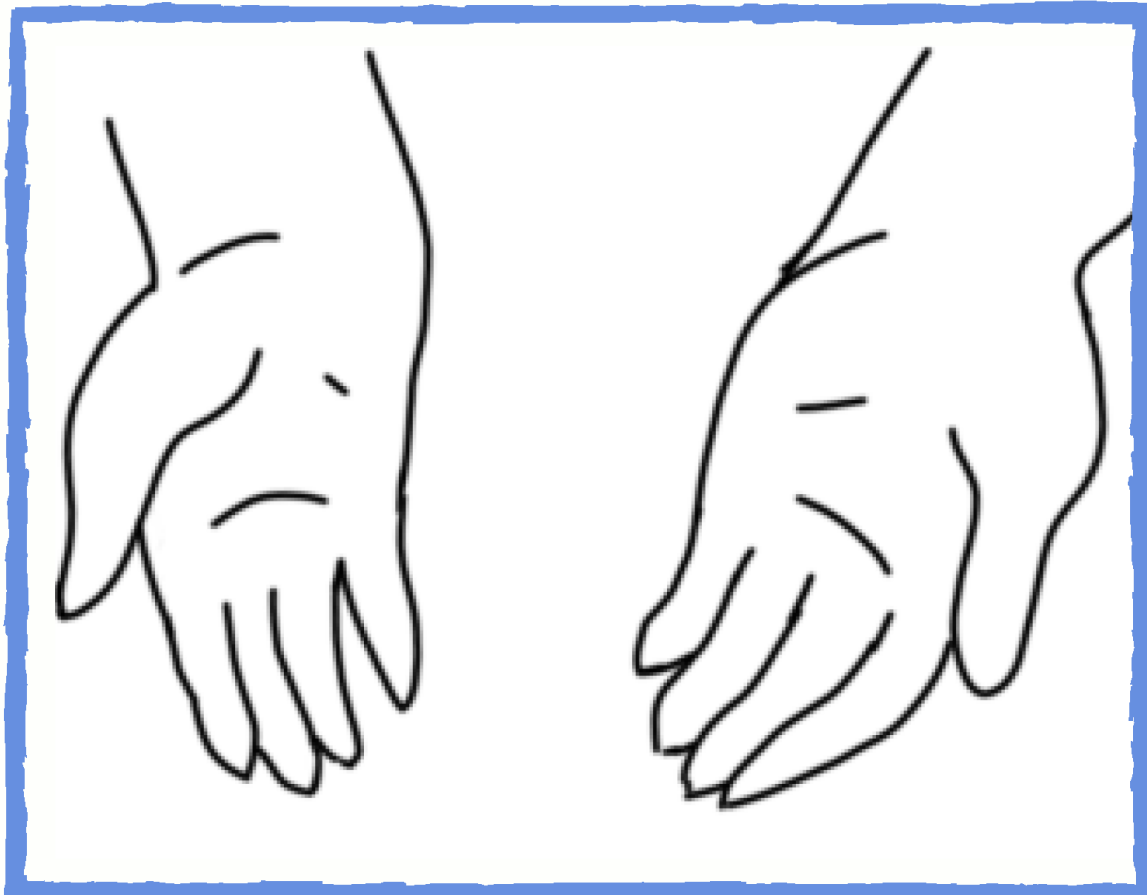


ACN

Daily Decade Activity 1

ACN Maisy Milk Rosary for Peace

OUR LADY OF FATIMA



The Virgin Mary promised a miracle for the last of her visits on October 13, 1917, so that everyone would believe. Crowds of 70,000 came to witness what became 'the Miracle of the Sun'. They all saw the sun 'dance'. While the people were looking at the sun, Lucia, Jacinta and Francisco saw images of the Holy Family along with other holy images of Mary. They said they saw Saint Joseph and Jesus bless the people.



Copyright © 2020 Aid to the Church in Need. All Rights Reserved.
Aid to the Church in Need is a Pontifical Foundation of the Catholic Church and a registered charity in England and Wales (1097984) and in Scotland (SC040748)
Fatima Images: Copyright © 2020 Lena-Marie Kidd



ACN

Daily Decade Activity 1

Alternative Activity:

1. Tell the person next to you about a person who cares for you.

Or if you prefer, you may

2. Tell the person next to you about another member of your family.

You might like to do one of the following:

- Draw a picture of them
- Write a song about them (and perform it)
- Write a story about them
- Write a poem or a rhyme about them
- Record a short video of you talking about them (with the help of your teacher)
- Play a piece of music that reminds you of them
- Write and perform a short play or a dance about them

Scriptural passage (s) to read and think about:

- Read John 3: 16 – 17
- *For God so loved the world that he gave his only Son, that whoever believes in him should not perish but have eternal life. For God sent the Son into the world, not to condemn the world, but that the world might be saved through him.*
- Read Luke 15: 11-32 – The Parable of the Prodigal and his Brother
 - See Week-15 CB project workbook >
www.acnuk.org/resource/childs-bible-project/

A piece of music to reflect on:



Matt Maher - Glory > <https://youtu.be/QW4c6DcxgGc>

Daily Decade Activity 2



The focus of our prayer today is for Peace for the people of Nigeria, especially in the Diocese of Maiduguri, and for families living in camps to escape attacks, and peace in our own lives too.

Activity Create your own Peace Jar


1. Find an empty jam jar or other container for this activity. Set aside.
2. Take a piece of paper and draw a simple symbol of peace. This could be a heart, a dove or something else which comes to your mind when you think of the word peace. For examples, see below or you might want to do an internet search for “How to draw a dove”. Your drawing needs to be quite small (approx. 4cm x 4cm square).
3. Cut out your peace symbol.
4. Now you have cut out your symbol of peace, fold a piece of paper over several times, so that you can draw around your first image as a template.



5. Now you can cut around the second drawing so you have lots of small symbols of peace (ideally at least about 10, depending on how many people you live with).
6. Next, make sure your jam jar is clean. Make a sign for your jam jar with your name and the words “Peace Be with You.” Use a sticky label for this, or a piece of paper and sticky tape if you do not have a label.
7. Give out the peace symbols to the other people in your house (you can share them out equally).
8. The rest of your family will give you back a peace symbol every time you bring peace to a situation, act in a peaceful way or resist acting in a non-peaceful manner.
9. When you get one back, you can decorate it and colour it, or you could ask the person who gave it back to you to sign their name on it.



10. Accumulate as many as you can over the next week or month.
11. At the end of the allocated time spend some time discussing the activity with your family. Decide ways your household can be more peaceful in the future. Remember to keep praying for peace.
12. At this point, you may want to take a piece of string and attach your peace symbols to it and place it somewhere visible, like on your window.



Daily Decade Activity 2

Alternative Activity:

Learn about the Corporal Works of Mercy (See YOUCAT #450).

- *How many Corporal Works of Mercy are there?*
- *How many of them can you name?*

Learn about the Spiritual Works of Mercy (See YOUCAT #451).

- *How many Spiritual Works of Mercy are there?*
- *How many of them can you name?*

Corporal Works of Mercy & Ideas of how to live them

Feed the hungry

Share food with a friend or sibling

Help to make dinner for your family

Buy an extra item in your food shop and donate it if you can

Give drink to the thirsty

Set up a drinks stand and donate the money you make

Give out water on a hot day

Clothe the naked

Clear out your clothes and donate your unneeded clothing

Help a younger sibling get dressed

Help to do the washing/laundry for your family

Visit the imprisoned

Pray for those who are in prison

Visit a nursing home, or a lonely member of your parish

Shelter the homeless

Donate food or blankets to a homeless shelter

Donate to disaster relief services

Visit the sick

Visit a friend or family member in the hospital, or phone them if you are not able to visit

Write letters to residents at your local nursing home

Bury the dead

Pray for those who have died

Learn about your ancestors



Daily Decade Activity 2

Alternative Activity:

Spiritual Works of Mercy & Ideas of how to live them

Admonish the sinner

Set a good example
Remind a sibling or friend of the rules

Instruct the ignorant

Lend out a good book
Help a sibling read a book, play a game, or learn a prayer

Counsel the doubtful

Be there to listen to a friend and give good advice
Help a sibling or friend make the right choice

Comfort the sorrowful

Visit a friend or family member who is having a difficult time
Send someone a sympathy card or a small gift to cheer them up

Bear wrongs patiently

Give up a toy that a friend or sibling wants to play with, even though you had it first

Forgive all injuries

Forgive a grudge you've been holding, even if it was someone else's fault
Give a friend or sibling a second chance

Pray for the living and the dead

Visit a cemetery, especially in November
Keep a list of prayer intentions
Choose another class in your school and dedicate an entire week to praying for them

Scriptural passage (s) to read and think about:

Good Samaritan, Luke 10: 25-37

The Judgment of the Nations, Matthew 25: 31 – 46

Read 1 John 3: 18 "Little children, let us not love in word or speech but in deed and in truth".

Read John 13. 34-35 - A new commandment I give to you

Read 1 John 4: 20 - If anyone says, "I love God," and hates his brother, he is a liar

Daily Decade Activity 3


The focus of our prayer today is Syria. For many years now, families in Syria have had their lives deeply damaged and changed by the effects of war and fighting. Many families have had to leave their homes behind. Some people's homes have been damaged or even destroyed. Aid to the Church in need have helped thousands of people who have been affected by what has happened.

Darin, is a Mum of five girls, and said: "We have received a lot of help from our neighbours and relatives but, without the financial support of the Church, I don't know what would have become of me and my daughters."



Many families have had to move into temporary accommodation. Although this means that they have somewhere safe to stay, it is not quite the same as being in their own home.

But, we're sure that you all know that it is not just the building that makes up a home, there are many other things too! Things like love, friendship, laughter, kindness, special memories, praying together, sentimental items and even just being together with people you love.



- Get together with the other people in your family/who live with you. Use a large piece of paper to draw the outline of a house.
- Think about all the things that make your house amazingbut here is the catch...not physical items like a TV or a games console. Think about what makes your home feel special, what you enjoy doing together as a family, or what some of the special memories you have together are. You can get some inspiration from the examples above!
- Write or draw these things in or around your house drawing. Once you have done this, you can decorate and colour in your house.
- After your house has been completed, take a couple of minutes to say a prayer for the families in Syria who have lost their homes. You could take some time to write something out, or just pray a short prayer out loud.

Daily Decade Activity 3


Alternative activity:

Shepherd's Voice Game

This game helps children and young people understand the importance of listening. Each group of sheep must listen to their shepherd's voice and follow it. The group of sheep will find it easier to get home if they stay together.

Materials Needed:

Blindfolds



Instructions:

- Divide into groups of four or five.
- Designate one person in each group as the shepherd.
- Have the shepherds stand at one end of the play area.
- Have the rest of the groups gather at the other end of the play area. These are the sheep. They should be blindfolded.
- Sheep from the same group may hold hands to keep together.
- The shepherds call their own group of sheep toward them.
- The first group of sheep to gather around their own shepherd wins.

Adapted from: *Shepherd's Voice Game - Young Catholics* (young-catholics.com).

Scriptural passage (s) to read and think about:

- Read Matthew 16:24 - Whoever wishes to come after me
- Read John 10: 14 - I know my own sheep, and my own know me
- Read John 2: 5-8 - Do whatever he tells you

Daily Decade Activity 4

The focus of our prayer today is for children, young people and mothers in Nigeria that they will feel the strength of our love and concern as we support them in both our prayers and our aid projects.

Often the women of the family are the ones that keep the families together - this activity celebrates the women of ACN.



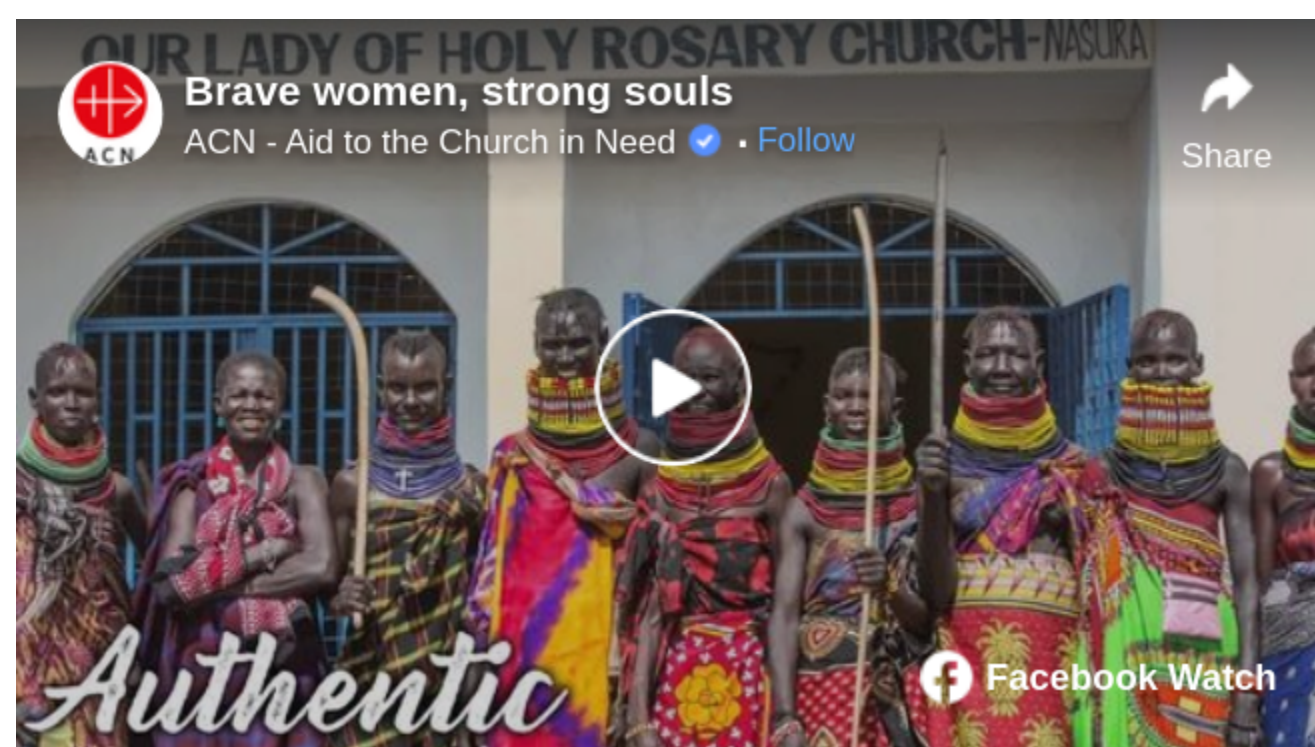
**Check out this video
which celebrates the
Women of ACN!**

Activity.

Here are three saints who were strong Women & Mothers.

1. St Anne (Mother of Mary)
2. St Marie-Azélie Guérin
3. St Monica

Today's activity is to pick one of these saints and ask an adult to help you research them. You could look them up online, or find their story in a saint's book.



Your mission is to find out about their lives.

You can use the facts you learn to make:

- A poster
- A play
- or write a fact file about them

Scriptural passage (s) to read and think about:

Read Luke 2: 22 – 38 - Jesus is presented in the Temple

Read Matthew 5:14 - "You are the light of the world.

Read John 8: 12 - Jesus the Light of the World

Daily Decade Activity 4






Alternative activity:

Name: _____

Our Lady of Fatima

I M M A C U L A T E H E A R T W Y A I C U L K
Z Y K U O T Z Y R A U T C N A S G H C R U H C
U V N O I T A R O D A U F J A C I N T A D T T
X A N S D E L C A R I M L K O U R L A D Y Q R
D P O S U N P O P E R E Y A R P X G R A C E A
E P I E F R A N C I S C O P E A C E N J Y H E
S A S N N R E S Y A D R U T A S T S R I F E H
S R S E E F O B V G Y C T Z N O I N U M M O C
E I E V R A C S Y R A M S U E W B M A R Y T E
L T F I D S T L A L D P I S A C R I F I C E D
B I N G L T O I M R S H R M E R C Y F P Q S A
L O O R I I B G S A Y F A E N I R H S U O V C
K N C O H N E H O C I H H H V N S T N I A S E
C Y E F C G R T H E L I C N O C E R R V Q T D
S H E P H E R D S L T Y U Q I P I L G R I M Z
V C O Y E A M I T A F B E P G I F T K Y U N S

Find the following words in the puzzle.

Words are hidden     and .

ADORATION
APPARITION
BLESSED
CHILDREN
CHURCH
COMMUNION
CONFESSION

DECADE
EUCHARIST
FASTING
FATIMA
FIRST SATURDAYS
FORGIVENESS
FRANCISCO
GIFT

GRACE
HEART
IMMACULATE
HEART
JACINTA
LIGHT
LUCIA
MARY
MAY

MERCY
MIRACLE
OCTOBER
OUR LADY
PEACE
PILGRIM
POPE
PRAYER

RECONCILE
ROSARY
SACRIFICE
SAINTS
SANCTUARY
SHEPHERDS
SHRINE
SUN



Aid to the
Church in Need

ACN UNITED KINGDOM



Copyright © 2022 Aid to the Church in Need. All Rights Reserved. Aid to the Church in Need is a Pontifical Foundation of the Catholic Church and a registered charity in England and Wales (1097984) and in Scotland (SC040748)

Created by Aid to the Church in Need using Word Search Generator on
Super Teacher Worksheets (www.superteacherworksheets.com)

Daily Decade Activity 5

May is the month when Catholics traditionally honour the Virgin Mary as the Mother of Jesus. The practice dates back at least 700 years and is still observed around the world today.

Today our prayer focus is for peace in Ukraine.

To learn more about Ukraine, please visit our Ukraine resources page on our website:

www.acnuk.org/resource/prayer-fasting-for-ukraine-primary/

Activity. Make a May Crown for Our Lady.

This May why not get creative with your school class or family and make a crown for Mary with these beautiful hand-made wreaths.



Materials List:

- One pipe cleaner per person (any colour, it will not show)
- Tissue paper in various colours
- Scissors



In your home set up a May Altar to honour Mary. During your Daily Decade of the Rosary, a different family member can crown Mary with their hand-made crown.

As crowns are removed you could link them together to form a garland to hang above your Altar.

Scriptural passage (s) to read and think about:

Luke 2: 46-47


Luke 2:42-52 After searching for three days, Mary and Joseph found Jesus.

Luke 9: 35 – And a voice came out of the cloud, saying, “This is my Son, my Chosen...”



Daily Decade Activity 5

You and your school or family could organise a little May procession through your house or garden during the week beginning 8th May (perhaps on or close to the Feast of Our Lady of Fatima - 13th May).



Instructions:

1. Select the coloured tissue paper you would like to use to create your crown. Use scissors to cut tissue paper into two - inch squares. (Always use scissors with the permission or supervision of an adult)
2. Use the pipe cleaner to pierce a hole in the centre of the tissue square and slide it onto the pipe cleaner.
3. Crumple the tissue paper with your hands in order to make it look like a flower.
4. Continue to add a further 3 or 4 squares of the same colour, each time crumpling the square.
5. Select a new colour of tissue paper and follow steps 2 - 4.
6. Continue to add colours until the pipe cleaner is covered except for the two ends.
7. Twist the two ends together and the wrap them around each other to create a smooth circle.
8. Spread the flowers out in order to cover the exposed pipe cleaner.
9. Your flower wreath is now ready to crown Mary.



You could recite the Maisy Milk Rosary for Peace, sing a hymn to Mary and perhaps finish with the Children's act of Consecration to Our Lady. Family members could crown your statue of Mary with their hand-made wreath.